

# LED Accent



 TIS **GSL201**

## Application

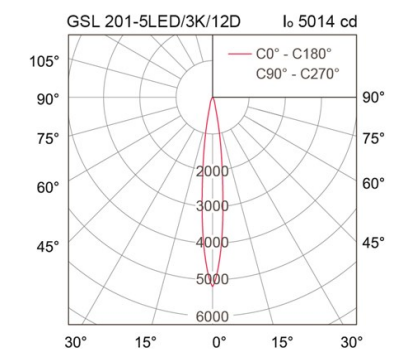
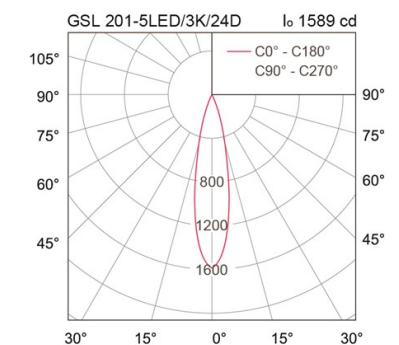
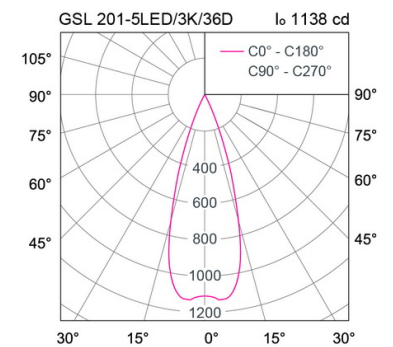
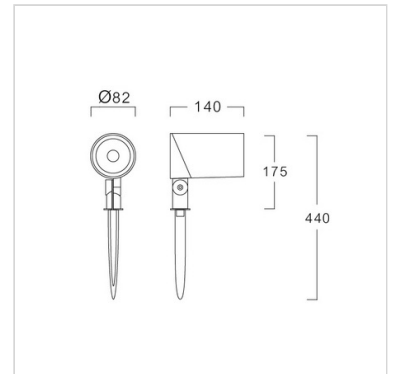
Accent Luminaire is designed for a wide variety of architectural and landscape applications to accent or highlight specific architectural and landscape features, etc.

## Specification

|                           |                        |
|---------------------------|------------------------|
| <b>Housing</b>            | Die-cast aluminium     |
| <b>Finishing</b>          | Powder coated in black |
| <b>Lens</b>               | Clear toughened glass  |
| <b>Gasket</b>             | Silicone rubber        |
| <b>Dimension</b>          | 82x140x175 mm.         |
| <b>Mounting</b>           | Ground spike           |
| <b>Power</b>              | 5W                     |
| <b>Light Source</b>       | LED-COB                |
| <b>Colour Temperature</b> | 3000/4000K             |
| <b>Luminaire Output</b>   | 360 lm                 |
| <b>Beam Angle</b>         | 12/24/36 degree        |
| <b>Control Gear</b>       | Built-in driver        |
| <b>Power Supply</b>       | 220-240VAC, 50Hz       |
| <b>Insulation Class</b>   | I                      |
| <b>IP Rating</b>          | 66                     |
| <b>Luminaire Lifetime</b> | 30,000 hrs.            |
| <b>Equivalent</b>         | MR16 50W               |

## Ordering Data


| Model       | Watt |
|-------------|------|
| GSL201-5LED | 5W   |



## Related Products



Glare shield



Honey comb